



**EUROPEAN CENTER  
FOR LEGAL EDUCATION & RESEARCH**

**Freedom House Romania  
Training Journalists**

**S  
I  
L  
V  
I  
A  
  
T  
Ă  
B  
U  
Ș  
C  
Ă**

# **Trafficking in Human Beings in Romania**

## **National Agency Against Human Trafficking Reports Fake Data**

---

**Silvia Maria TĂBUȘCĂ, PhD**

**Director, Center for Human Rights and Migration**

---

Bucharest, 2019



The present research analyses only official data reported by EUROASTAT and Romania, showing that **ANITP** (the Romanian authority that collects all data regarding THB and reports them to international organizations and national authorities) **disseminates fake data regarding the total number of the Romanian victims (about 50%).**

For the period of 2010-2012, the present research uses comparative EUROSTAT and national data, and for 2015-2018 only national reports.

2015 EUROSTAT – [Trafficking in Human Beings Report](#), pg. 35

- Between 2010-2012 the largest number of victims registered in EU were from Romania - [6 101 Romanian victims were identified](#)
- For the same period of time ANITP reported only 3 243 (1154 victims in 2010, 1048 in 2011, and 1041 in 2012), including states of destination outside EU
- Data reported by the Romania Agency represents about 50% of the total number reported by EUROSTAT.

## 2015 EUROSTAT – [Trafficking in Human Beings Report](#), pg. 35

Table 2: Countries reporting citizenship of EU victims in (2010-2012)

Country of origin / citizenship of victims reported	Countries reporting victims in 2010 - 2012, sorted in decreasing order of the number of registered victims by citizenship																				Total Registered Victims								
	EU, EFTA, EU Candidate and Potential Candidate Countries																												
	RO	BG	NL	HU	PL	FR	SK	DE	LV	CZ	RS	LT	UK	ES	EE	HR	IE	EL	SI	BE		IT	CH	FI	DK	CY	LU	MT	IS
Romania	3 230		218	<5	65	427	434		6	<5		493	464		<5	19	126	<5	62	472	13	5	23	24	7	<5		6 101	
Bulgaria		1 698	421		44	167	<5	370		35	<5		63	29		5	75	<5	49	50	13		<5	15	<5	<5		3 043	
Netherlands			1 079										<5															1 080	
Hungary	<5		394	153	<5	40		156					243			<5	<5	9	<5		41		<5				1 046		
Poland			187		263	12		92		<5		<5	405			5		6		<5	<5	<5	<5	<5			976		
France			<5			476		<5					6											<5		<5	491		
Slovakia			49			78	26		10				296					6	6		<5	<5					477		
Germany		<5	19			<5		389					<5									<5	<5				415		
Latvia			12					25	277	<5			34				<5	<5						<5	<5		355		
Czech Republic		<5	26			<5		41		34			233				<5	<5	5	<5		<5	<5				351		
Serbia	<5		<5			5		20			230		<5				<5	<5	<5	5				<5	<5		269		
Lithuania			22			<5		16				50	146				<5	<5	<5	5				<5	<5		244		
United Kingdom			6			<5							197														205		
Spain			<5			8		<5				<5	117														132		
Estonia			<5					<5				<5		55									8		<5	5	77		
Turkey			11					41			<5	<5											<5	<5			61		
Croatia			<5								<5												<5				32		
Ireland																											32		
Portugal			9			<5		<5					7											<5	<5		27		
Greece	<5		5					<5																	<5		14		
Slovenia								<5																			13		
Belgium			<5			<5		<5					<5														8		
Italy			<5		<5	<5		<5					<5														6		
Montenegro								<5			5																6		
Austria			<5			<5					<5													1			4		
Switzerland						<5																		<5			3		
Finland			<5																						1		2		
Norway								<5																			2		
Denmark																									1		1		
Cyprus																											1		
<b>Total victims</b>	<b>3 233</b>	<b>1 700</b>	<b>2 476</b>	<b>156</b>	<b>375</b>	<b>1 153</b>	<b>79</b>	<b>1 626</b>	<b>277</b>	<b>87</b>	<b>241</b>	<b>51</b>	<b>2 138</b>	<b>610</b>	<b>55</b>	<b>29</b>	<b>66</b>	<b>212</b>	<b>40</b>	<b>142</b>	<b>522</b>	<b>73</b>	<b>20</b>	<b>39</b>	<b>47</b>	<b>22</b>	<b>4</b>	<b>1</b>	<b>15 474</b>

Key:  Citizens of reporting country  10 – 99 victims  100 – 399 victims  400+ victims

[2017 ANITP Official Report](#) – reflects the data mentioned above  
for 2010-1154, 2011-1048, 2012-1041, Report [pg. 7](#)

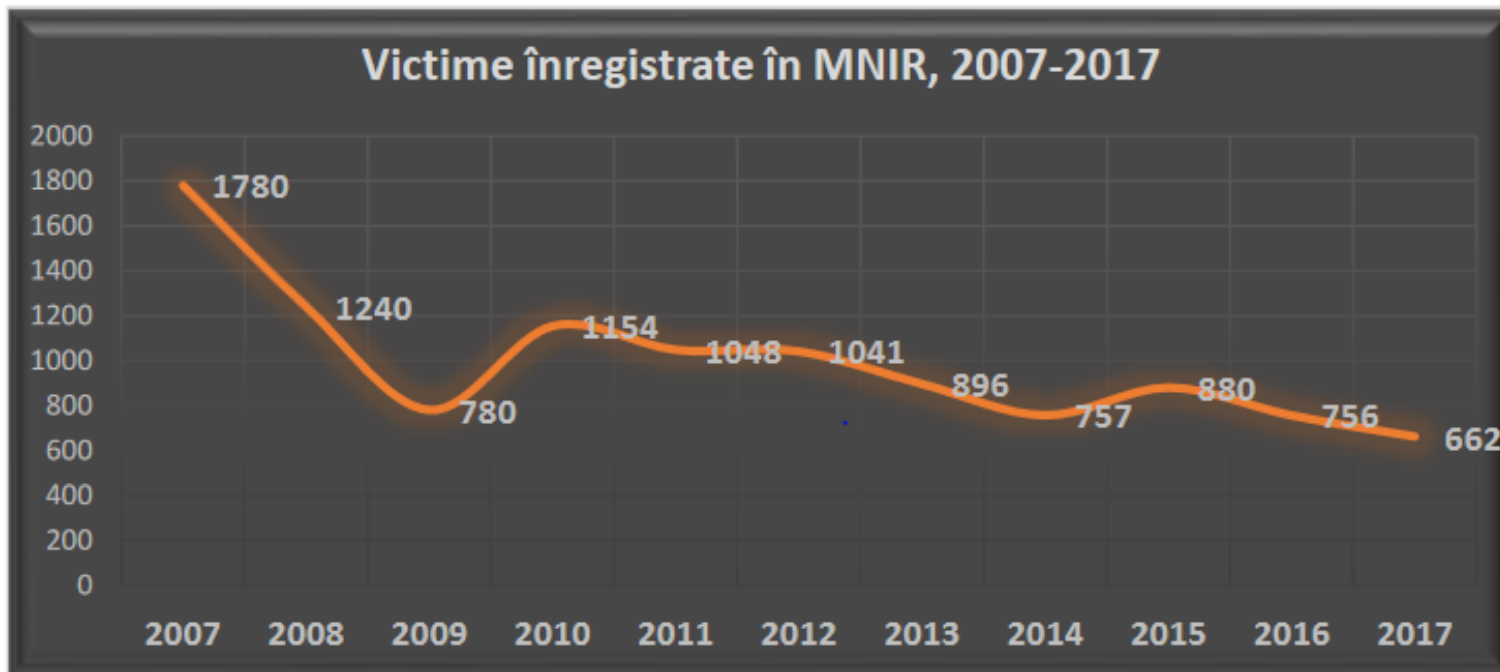
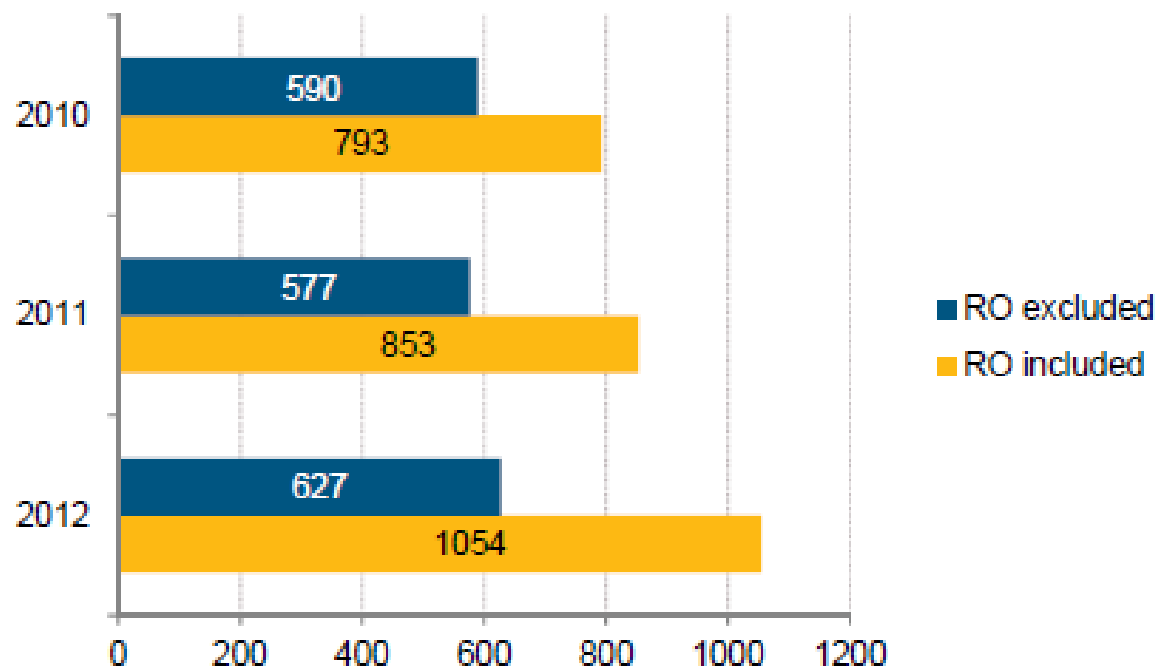


Figura 1. Dinamica anuală a populației victimelor, în perioada 2007-2017

## 2015 EUROSTAT – [Trafficking in Human Beings](#), pg. 58

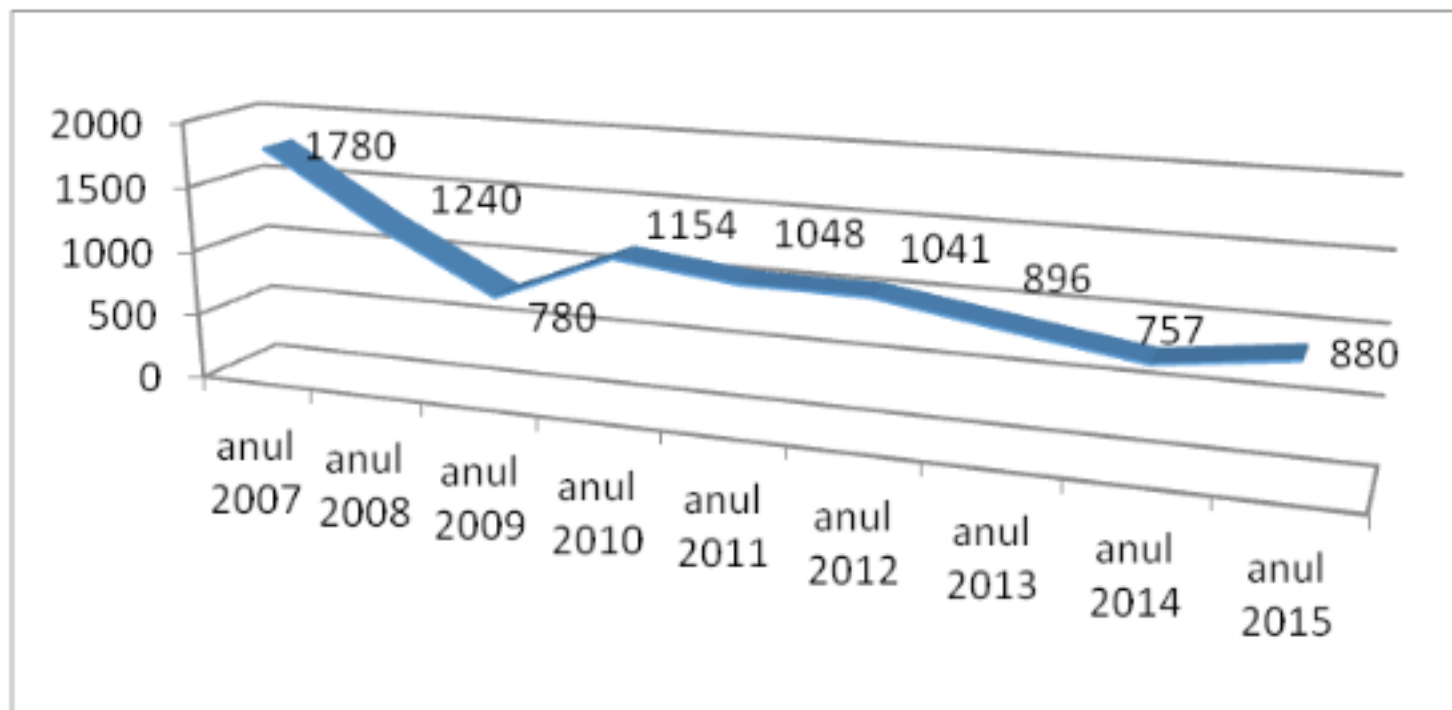
- Impact of Romanian traffickers at the EU level

Figure 17: Number of convicted traffickers



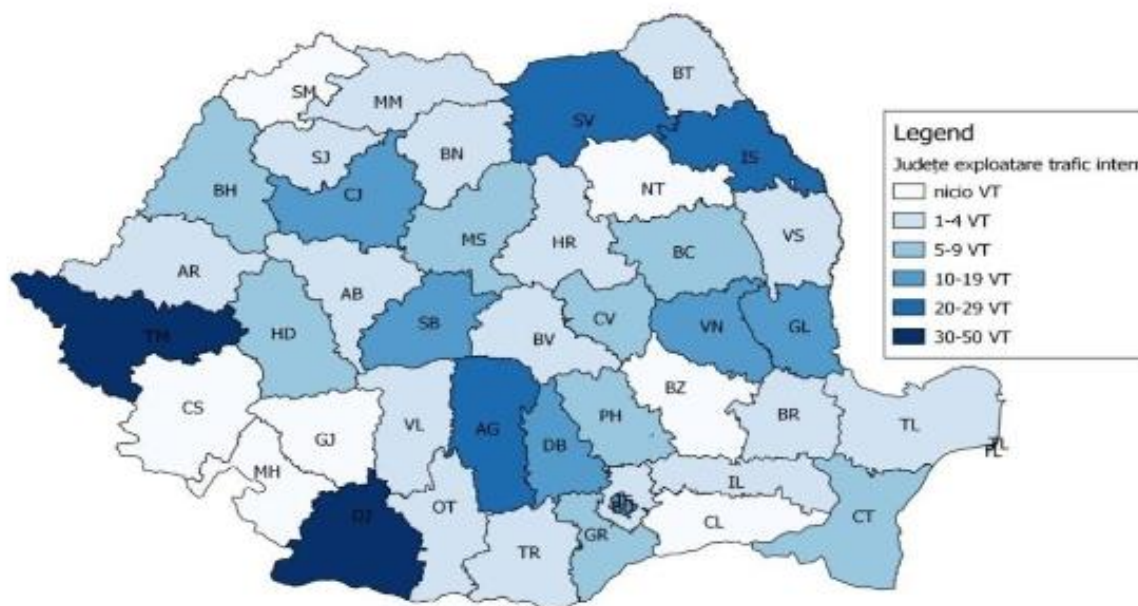
Source: Eurostat (Based on data from 22 Member States. See Table A.22 in Annex)

[2015 ANITP Official Rapport](#) - 880 reported victims, but there are info about **minimum 1.233 identified** (878 abroad + 355 Ro), Report [pg. 8](#)



## [2015 ANITP Official Report](#) - 355 internally exploited, [pg. 14](#)

Harta județelor de exploatare pentru victimele traficate intern identificate



a 1. Harta privind județele de exploatare a victimelor traficate intern în funcție de frecvența victimelor identificate în 2015 (N=355)



2015 ANITP Official Report - 878 exploited abroad, [pg. 17](#)

		MOD DE EXPLOATARE					TOTAL	
		exploatare sexuală	exploatare prin muncă	cerșetorie	furturi	tentativă		alte situații
AUSTRIA	↘	20	0	1	1	1	0	23
SPANIA	↗	13	26	5	0	34	0	78
ITALIA	↗	55	43	11	0	2	0	111
MAREA BRITANIE	↗	23	4	4	7	0	1	39
GERMANIA	↘	34	15	5	0	0	1	55
UNGARIA	↘	0	1	1	0	0	0	2
BELGIA	↗	4	8	0	0	1	0	13
IRLANDA	↗	4	10	1	1	0	0	16
SUEDIA	↘	0	0	5	0	0	0	5
NORVEGIA	↗	1	0	1	1	0	0	3
OLANDA	↗	5	0	0	0	1	0	6
ELVEȚIA	↗	4	0	0	0	1	1	6
FRANȚA	↗	14	3	9	0	1	0	27
GRECIA	↘	11	6	0	0	0	0	17
QATAR	↘	0	2	0	0	0	0	2
PORTUGALIA	↘	3	13	1	0	0	0	17
TURCIA	↘	1	0	0	0	1	2	4
DANEMARCA	↗	1	0	0	0	0	50	51
CIPRU	N	0	3	0	0	0	0	3
FINLANDA	↘	1	0	0	0	0	0	1
LIBIA	N	0	6	0	0	0	0	6
CEHIA	↘	0	4	0	0	0	0	4
BAHAMAS	N	0	1	0	0	0	0	1
<b>Total</b>		<b>498</b>	<b>179</b>	<b>68</b>	<b>11</b>	<b>66</b>	<b>56</b>	<b>878</b>

[2017 ANITP Official Report](#) - 662 victims reported, but there are info about **minimum 740** (339 from the **top 10 EU** countries of destination + 401 exploited in Ro), Report [pg. 7](#)

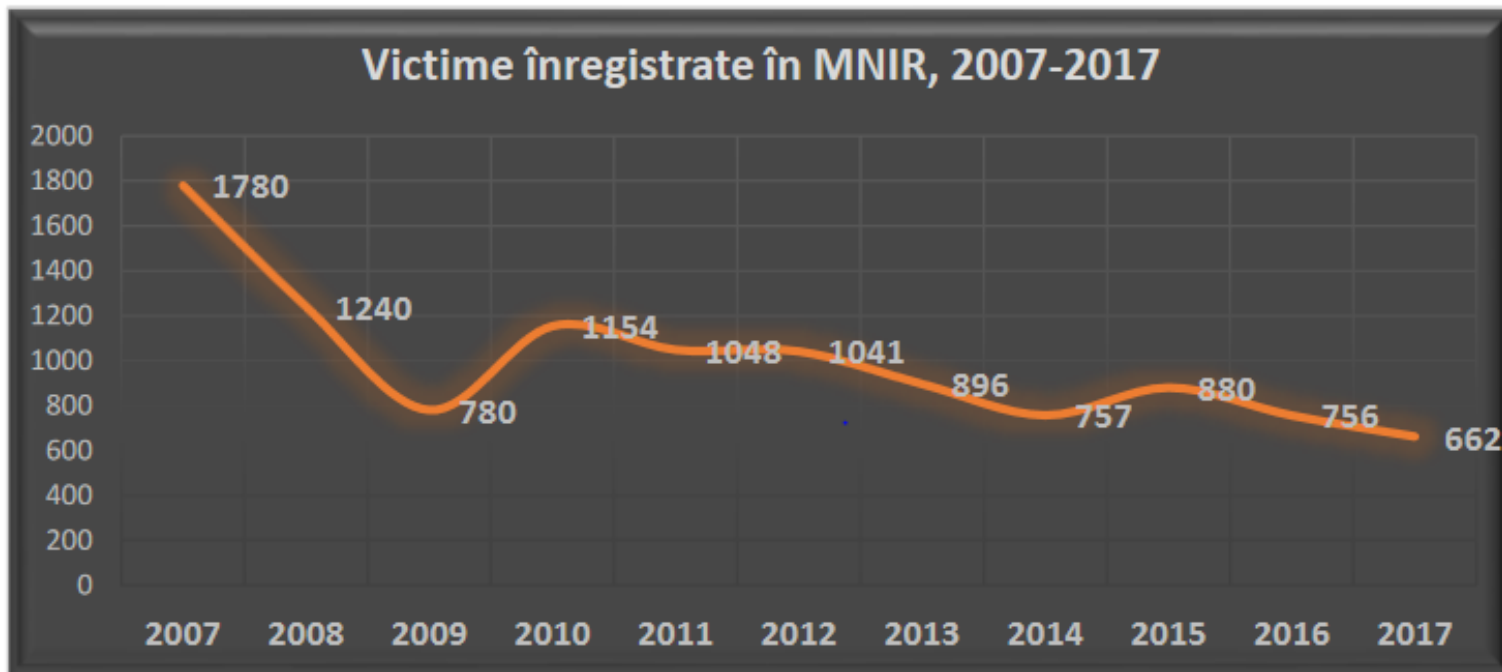


Figura 1. Dinamica anuală a populației victimelor, în perioada 2007-2017

## 2017 ANITP Official Report - 401 internally exploited, [pg. 12](#)

Așa cum menționam la începutul *Raportului*, **traficul intern** rămâne preponderent, o proporție semnificativă dintre victime, cu precădere minore, fiind exploatate, în anul 2017, pe teritoriul României (401).

Județele sursă, cu cel mai mare număr de victime domiciliat în aria geografică/administrativă au fost: Dolj, Iasi, Sibiu, Galati, Prahova, Neamt (între 5,2% - 10,2% din totalul victimelor). Interesant este faptul că aceleași județe, cu sensibile variații procentuale, ocupă primele locuri în clasamentul județelor în care victimele au fost recrutate (5,5% - 11,7%) și exploatate (7,2% - 13,7%) .

[2017 ANITP Official Report](#) - 339 exploited only in the top 10 EU countries, [pg. 13](#)

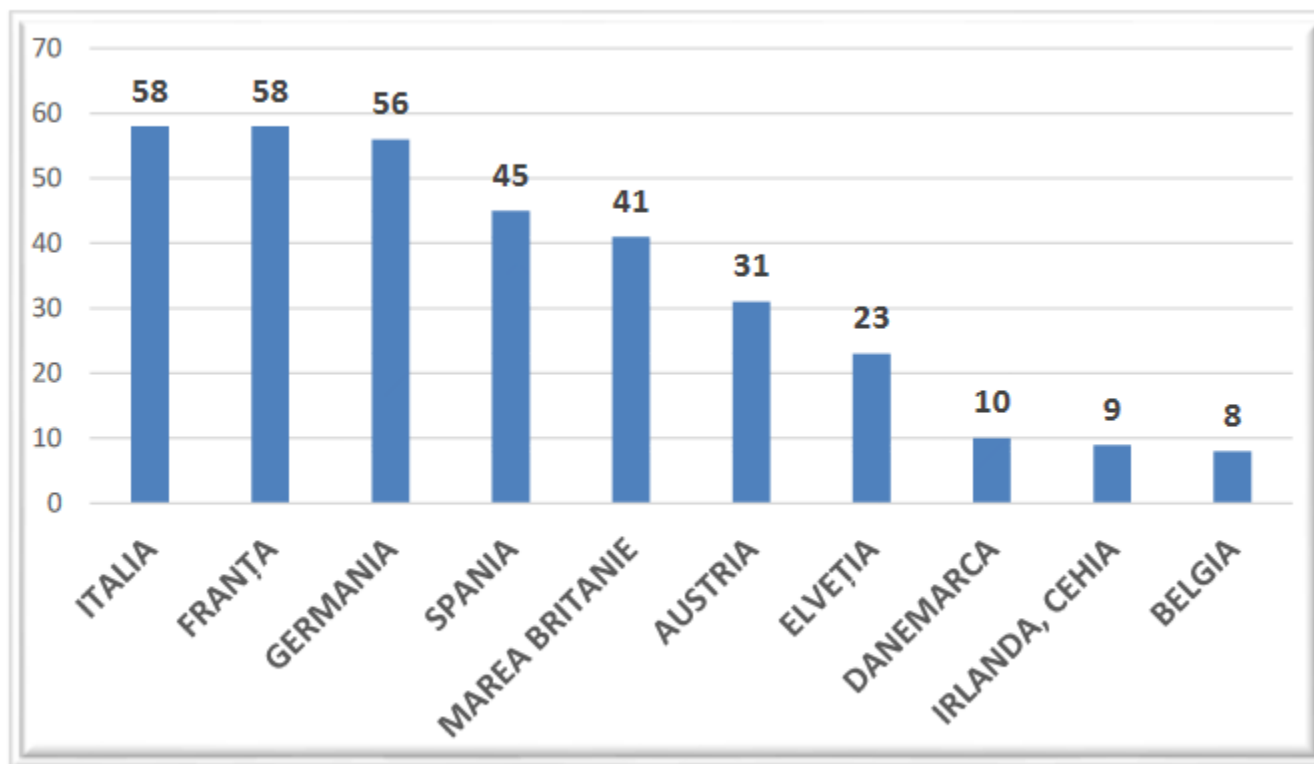
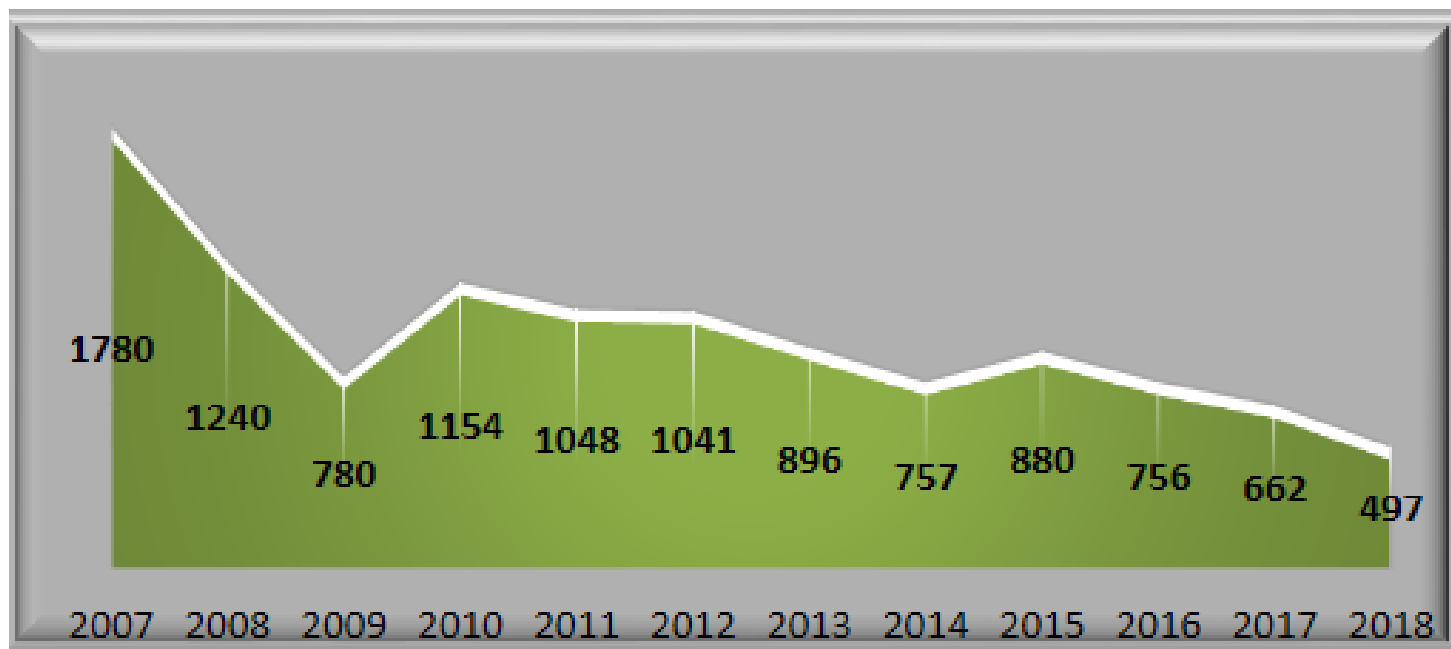


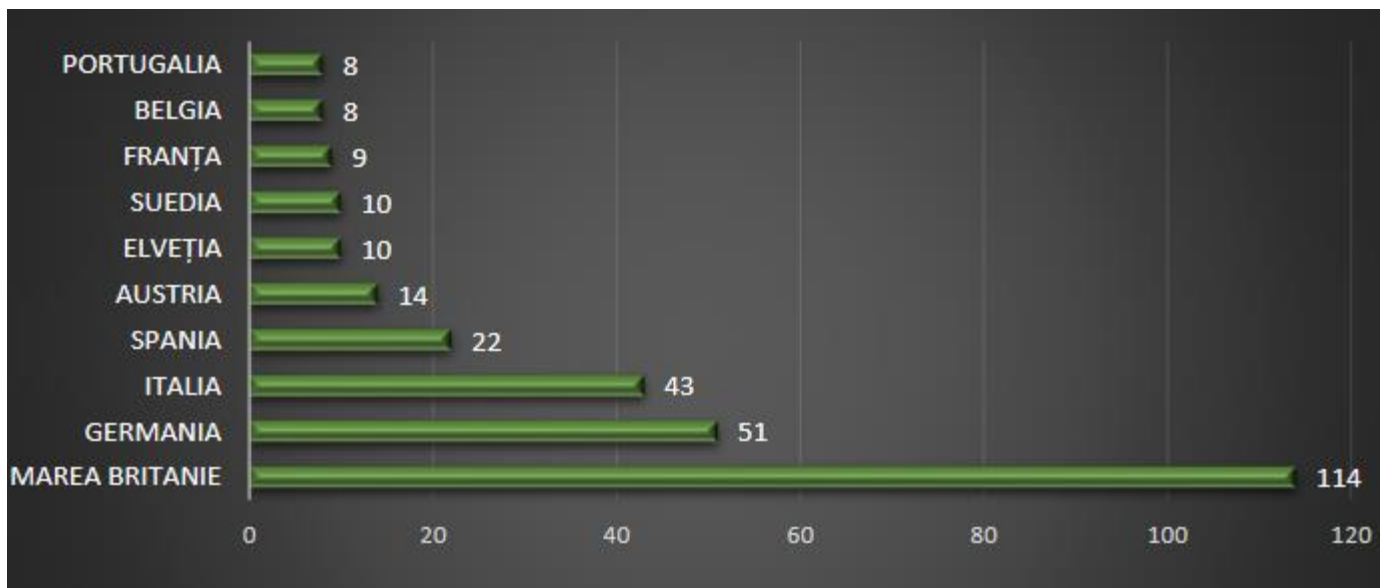
Figura 8. Principalele țări de destinație a exploatării victimelor identificate în anul 2017.

[2018 ANITP Official Report](#) - 497 victims reported, but there are info about **minimum 533** (289 in **top 10 EU countries** of destination + 244 Ro), Report [pg. 19](#)



[2018 ANITP Official Report](#) - 289 exploited only in the top 10 EU countries, [pg. 29](#)

S  
I  
L  
V  
I  
A  
  
T  
Ă  
B  
U  
Ș  
C  
Ă



[2018 ANITP Official Report - 244 internally exploited, pg. 29](#)

S  
I  
L  
V  
I  
A  
  
T  
Ă  
B  
U  
Ș  
C  
Ă

După cum am arătat la începutul acestui raport, **traficul intern** rămâne preponderent, o proporție semnificativă dintre victime, cu precădere minore, fiind exploatare, în anul 2018, pe teritoriul României (244).

## Main challenges: Loverboy

- children in need of affection-left behind by pedants working abroad
  1. building trust & psychological constraint based on love
  2. separation from family and friends
  3. destruction of moral values
  4. addiction to alcohol, drugs, sex
- about 5 years in sexual exploitation
  - recruiters (kind of “seasonal exploitation”)
  - labour exploited
  - transformed in organs



## Romania - an European issue

- **no political will:** lack of clear policies, efficient institutional framework, inactive Romanian Group for Fighting against Human Trafficking in the Romanian Parliament
- **new trends:** after 3-5 years of sexual exploitation - (min 17:00) networks get rid of victims through labour exploitation/traffickers/killed (min 24:10)/organs removal
- **a lot of money:** 6101 Romanian victims identified x minimum 500\$/day = 3.050/day (*only 10-15% of the victims are identified*)

## Infringement Procedure against Romania

- Treaty of Romania's accession to the European Union, signed on April 25, 2005 in Luxembourg

*“Through the Accession Treaty, the constitutive treaties of the Union become an **integral part of the Romanian legislation**.*”

*Under the conditions of accession to the European Union, the principle of the supremacy of Community law over national law will apply in Romania. **The Accession Treaty is directly applicable to all citizens of Romania, creating both rights and obligations for them.**”*

## Annex IX of the Accession Treaty

“Chapter 24 - Justice and Home Affairs: **Specific commitments assumed and requirements accepted by Romania** at the conclusion of the accession negotiations of December 14, 2004”

*(Pct. 7) To develop and implement a coherent multiannual strategy against crime, including **concrete actions to reduce Romania's status of country of origin, transit and destination of victims of human trafficking and to present annually credible statistics** on how this criminal phenomenon is controlled.*

*Having the above aspects in mind, we consider that an **INFRINGEMENT PROCEDURE** against Romania should start as soon as possible!*



EUROPEAN CENTER  
FOR LEGAL EDUCATION & RESEARCH

Freedom House Romania  
Training Journalists

*Having the above aspects in mind, we consider that  
an INFRINGEMENT PROCEDURE against Romania  
should start as soon as possible!*

Thank You!

office@ecler.org

S  
I  
L  
V  
I  
A  
  
T  
Ă  
B  
U  
Ș  
C  
Ă